

EPA Tier 3 / Interim Tier 4 / Tier 4

EC Stage II A / Stage III A



DIESEL ENGINES

TNV series

Max. Output
13.4~83.8hp

Yanmar Europe B.V.

Brugplein 11, 1332 BS Almere-de Vaart, The Netherlands
Tel : 31-36-5493200 www.yanmar.nl

Yanmar Italy S.p.A.

Via Carlo Noe, 43/A 21013 Gallarate (Varese), Italy
Tel : 39-0331-706.601 www.yanmaritaly.it

Yanmar America Corp.

951 Corporate Grove Drive, Buffalo Grove, IL 60089-4508, U.S.A.
Tel : 1-847-541-1900 www.yanmar.com

Yanmar Asia (Singapore) Corporation Pte. Ltd.

4 Tuas Lane, Singapore 638613
Tel : 65-6861-5077 www.yanmar.co.jp/yasc

Yanmar Engine (Shanghai) Co., Ltd.

No.6 Workshop, Eureka City Industrial Park, Lane 333,
Zhujian Road, Minhang District, Shanghai China
Tel : 86-21-62210006 www.yanmar-sha.com

Yanmar Co., Ltd.

1-32, Chayamachi, Kita-ku, Osaka 530-8311, Japan
Tel : 81-6-6376-6414 www.yanmar.co.jp



Note : All data subject to alteration without notice.




Printed in Japan
001A0-G00450 0904 ①

The TNV series adds a whole range of “goodies” that make this engine a mechanical “Work of art”

The much acclaimed “Clean and Silent” TNE series has just become even better. Its called the TNV, and it stands for Total New Value. Lets take a look.....

Emission Reduction (ie a Cleaner Engine)

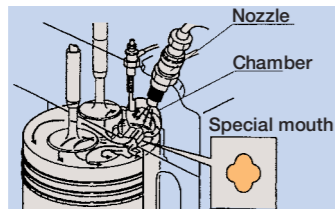
Cleaner engines with even lower exhaust emissions are achieved by improving on the already excellent TNE base. Stricter emission standards are cleared by a wide margin.



IDI engines

1. Combustion Chamber

By investigating flow characteristics using experimental and numerical analysis methods, Yanmar research has achieved improved flow mixing in both the main chamber and the special mouth surrounding the injector. More efficient use of the incoming air charge results in cleaner burn and lower exhaust emissions.



2. Fuel Injection Equipment Mechanical Pump

Instead of a PFR pump, a newly developed in-line pump has been used for the smaller TNV engines. Adjustments are made solely in the Yanmar’s own FIE factory ensuring precise compliance with regulations. Also the following features are incorporated:

- Increased force is applied by the governor to quicken the fuel controlling rack response time. Engine revs are more constant. Matching to a wide range of machinery is simplified.
- Emissions have been reduced by controlling fuel injection timing according to engine load.
- Cam profiles are matched to nozzle throttle needs, which give a better controlled injection rate. Emissions are reduced.

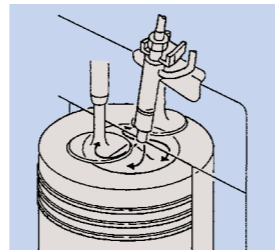
DI engines

1. Nozzle Installation Angle

The installation angle of the fuel injection nozzle is greater than that in conventional engines, so that uneven atomization of fuel between injections can be reduced. Excellent matching between intake swirl ratio and the shape of the combustion chamber has resulted in uniform mixing of fuel in the combustion chamber. Therefore, performance including combustion efficiency, startability, noise, and exhaust emission has been improved.

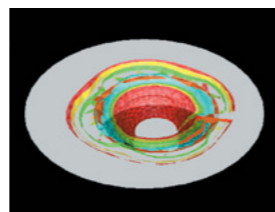
On the 4TN94L, -98 and -98T by using 2 inlet and 2 exhaust valves, air intake and expulsion is markedly improved.

Vertically mounted injector nozzle minimizes imbalance of spray pattern.



2. Combustion Chamber

It increases the fluid energy of the air and fuel charge. The swirl effect produced in the chamber continues while combustion occurs, aiding mixing and results in lower exhaust emissions compared to conventional chambers.




3. Fuel Injection Equipment

● MP Pump

A new MP pump has been developed especially for the TNV engine series. Our aim was to make improvements over a wide range of areas to even further reduce emissions.

Features are:

- High injection pressure
- Use of a mono plunger reduces uneven injection between the cylinders.
- Timing Control Device system optimizes injection to take into account speeds, loads and the startup phase.
- New mechanical governor helps to maintain cleaner exhausts.
- Minimal variation from chosen revs at low speed using constant pressure valve.

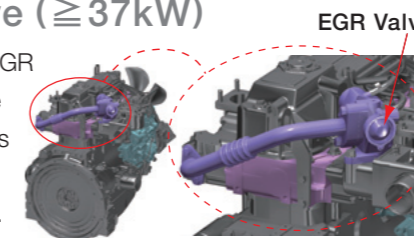


● Fuel Injection Nozzle

- Multiple numbers of very small holes are used to achieve uniform atomization.
- Holes are not simply drilled, their inside edges are carefully rounded to promote even flow and direction of spray, also to reduce resistance.
- Low sack nozzle profile improves combustion. Double corn shape protects from cavitation.

4. EGR Valve (≥ 37kW)


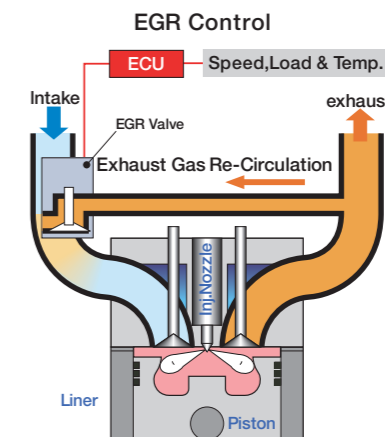

Modulation of the EGR valve by the engine control unit provides for the needs of all kinds of equipment.



5. Electronic Control (≥ 37kW)

The electronic control system brings the world the highly evolved electronic governing technologies of many years’ experience. It’s a standard fitting on the 37kW + engine series, superbly matched to all kinds of equipment, and also available as an option on sub-37kW units. This is the system that expands work flexibility.

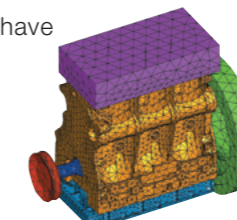
The EGR valve is modulated according to the RPM, load etc. to reduce NOx emissions and treat the environment well. Fuel injection is regulated to the optimum level on starting and acceleration and black diesel smoke is much reduced. All is controlled by external switches. Integrated operation of the equipment ECU by CAN-bus communication enables RPM adjustment and the switching of governor features to suit the needs of the job. ECU troubleshooting and service tools have been enhanced for finding the answers on a personal computer.



Noise Level Reduction (ie a more Silent Engine)

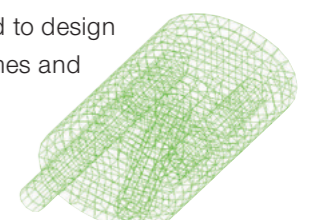
1. Cylinder Block Noise Reduction

Yanmar’s original CAE techniques have optimized the stiffness, minimized transformation, and reduced radiant noise.



2. Muffler Noise Reduction

Original CAE technique is used to design a muffler with optimized volumes and sound isolation materials.





3TNV76



3TNV88-B



4TNV98-Z

Engine Specifications

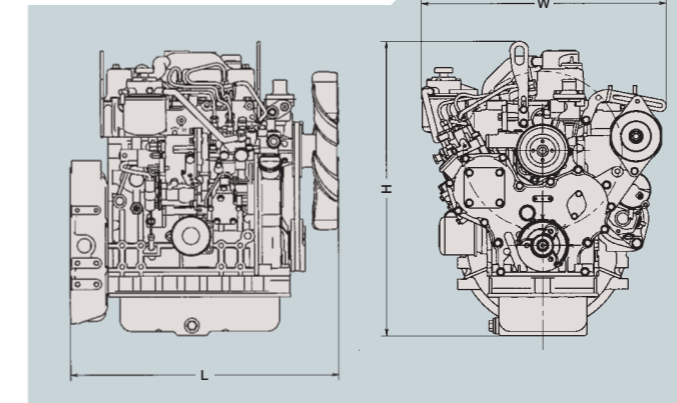
Engine Model	2TNV70	3TNV70	3TNV76	3TNV82A (-B)	3TNV84T-B	3TNV88-B	4TNV84T-B	4TNV84T-Z	4TNV88-B	4TNV94L (-B)	4TNV98-Z	4TNV98T-Z
Type	Vertical cylinder, 4-cycle water-cooled diesel engine											
Combustion	Indirect injection (IDI)					Direct injection (DI)						
Aspiration	Natural Aspiration				Turbocharged	Natural Aspiration		Turbocharged		Natural Aspiration		Turbocharged
No. of cylinders	2	3			4							
Cyl. Bore x stroke	mm	70 x 74		76 x 82	82 x 84	84 x 90	88 x 90		84 x 90	88 x 90	94 x 110	98 x 110
Displacement	Litter	0.570	0.854	1.116	1.331	1.496	1.642		1.995	2.190	3.053	3.319
Direction of rotation	Counterclockwise (viewed from flywheel)											
Governor system	Mechanical							Electric	Mechanical		Electric	
EGR system	-	-	-	-	-	-	-	Cooled EGR	-	-	Hot EGR	Cooled EGR
Cooling System	Radiator											
Lubrication System	Forced lubrication by trochoid pump											
Starting System	Electric starting											
Dry mass (Back plate)	kg	73	87	94	111	150	138	165	165	155	-	-
Dry mass (Bell housing)	kg	84	98	112	128	159	148	174	174	165	235	240
Applicable Emission Regulation	EPA Tier3 Compliance	-	-	-	-	-	-	-	-	-	-	○ (≥56kW)
	EPA IT4 Compliance	-	-	○ (≥19kW)	○ (≥19kW)	○ (≥19kW)	○ (≥19kW)	○	○	○	○	○ (≤56kW)
	EPA Tier4 Compliance	○	○	○ (≤19kW)	○ (≤19kW)	○ (≤19kW)	○ (≤19kW)	-	-	-	-	-
	EC Stage IIA (Generator use)	-	-	○ (≥19kW)	-	-	-	○	-	○	-	○
	EC Stage IIIA (Industrial use)	-	-	○ (≥19kW)	○ (≥19kW)	○ (≥19kW)	○	○	○	○	○	○

Output

Model	2TNV70	3TNV70	3TNV76	3TNV82A (-B)	3TNV84T-B	3TNV88-B	4TNV84T-B	4TNV84T-Z	4TNV88-B	4TNV94L (-B)	4TNV98-Z	4TNV98T-Z			
Industrial use	NET kW/ NET hp/ Gross kW	min ⁻¹ (rpm)	3600	9.9/13.3/10.5	15.5/20.8/17.0	-	-	-	-	-	-	-			
			3400	9.6/12.9/10.1	14.7/19.7/16.1	-	-	-	-	-	-	-			
			3200	9.3/12.5/9.8	14.0/18.8/15.1	18.2/24.4/19.9	-	-	-	-	-	-			
			3000	9.1/12.2/9.5	13.7/18.4/14.6	17.9/24.0/19.2	21.9/29.4/23.0	-	27.1/36.3/28.2	-	41.2/55.2/42.7	35.0/46.9/36.5	-		
			2800	8.5/11.4/8.8	12.8/17.2/13.6	16.7/22.4/17.8	20.4/27.4/21.3	29.1/39.0/30.2	25.2/33.8/26.1	-	38.6/51.8/39.9	33.7/45.2/35.0	-		
			2700	8.2/11.0/8.4	12.4/16.6/13.1	16.1/21.6/17.1	19.7/26.4/20.5	-	24.3/32.6/25.1	-	37.1/49.8/38.3	32.5/43.6/33.7	-		
			2600	7.9/10.6/8.1	11.8/15.8/12.5	15.5/20.8/16.5	19.0/25.5/19.7	26.8/35.9/27.7	23.5/31.5/24.2	35.7/47.9/36.7	-	31.3/42.0/32.3	-		
			2500	7.6/10.2/7.8	11.4/15.3/12.0	14.9/20.0/15.8	18.2/24.4/18.9	-	22.6/30.3/23.3	34.5/46.3/35.5	-	30.1/40.4/31.0	-	51.1/68.5/52.1	62.5/83.8/63.9
			2400	7.3/9.8/7.5	11.0/14.8/11.5	14.3/19.2/15.1	17.5/23.5/18.1	-	21.6/29.0/22.2	33.5/44.9/34.3	-	28.8/38.6/29.6	-	49.3/66.1/50.2	-
			2300	7.0/9.4/7.2	10.5/14.1/11.0	13.8/18.5/14.4	16.8/22.5/17.3	-	20.7/27.8/21.2	-	-	27.7/37.1/28.5	-	47.4/63.6/48.2	-
			2200	6.6/8.9/6.8	9.9/13.3/10.3	13.2/17.7/13.8	16.0/21.5/16.5	-	19.9/26.7/20.4	-	-	26.5/35.5/27.2	-	45.6/61.1/46.3	55.5/74.4/56.5
			2100	6.3/8.4/6.5	9.5/12.7/9.9	12.5/16.8/13.0	-	-	-	-	-	-	35.6/47.7/36.2	43.8/58.7/44.4	-
			2000	6.0/8.0/6.1	9.0/12.1/9.3	11.8/15.8/12.3	-	-	18.0/24.1/18.4	-	-	24.1/32.3/24.6	35.3/47.3/35.9	41.9/56.2/42.5	-
Generator use	NET kW/ NET hp/ Gross kW	Stand-by	3600	10.0/13.4/10.6	16.0/21.5/17.6	19.5/26.1/21.7	-	-	-	-	-	-			
			3000	8.5/11.4/8.8	13.3/17.8/14.3	16.6/22.3/17.9	-	-	-	-	-	-			
			1800	-	8.0/10.7/8.3	10.7/14.3/11.1	13.2/17.7/13.8	18.3/24.5/18.6	16.3/21.9/16.9	26.9/36.1/27.7	-	21.6/29.0/22.4	-	40.8/54.7/41.6	50.1/67.2/50.9
			1500	-	6.7/9.0/6.8	9.0/12.1/9.2	11.0/14.8/11.3	15.3/20.5/15.5	13.5/18.1/13.9	21.3/28.6/21.8	-	18.0/24.1/18.5	-	34.4/46.1/34.9	41.7/55.9/42.2
			Continuous	3600	9.1/12.2/9.7	14.5/19.4/16.1	17.7/23.7/19.9	-	-	-	-	-	-	-	
				3000	7.7/10.3/8.1	12.1/16.2/13.1	15.1/20.2/16.5	-	-	-	-	-	-	-	
1800	-	7.3/9.8/7.5		9.8/13.1/10.1	12.0/16.1/12.6	16.6/22.5/17.2	14.8/19.8/15.4	24.3/32.6/25.1	-	19.6/26.3/20.5	-	36.4/48.8/37.2	45.3/60.7/46.1		
1500	-	6.1/8.2/6.3	8.2/11.0/8.4	9.9/13.3/10.3	14.1/19.1/14.4	12.3/16.5/12.7	19.1/25.6/19.6	-	16.4/22.0/16.9	-	30.7/41.2/31.2	37.7/50.6/38.2			



Engine Dimensions



Unit: mm

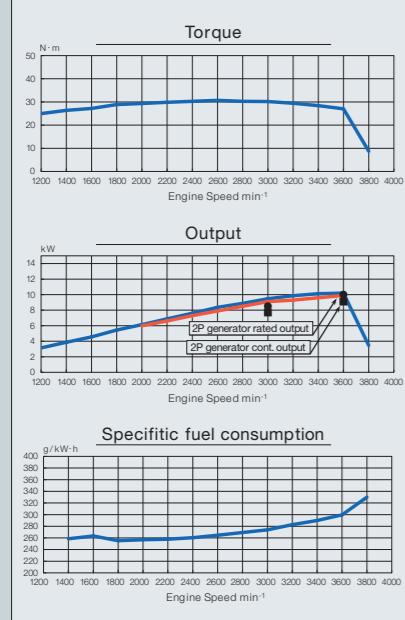
Model	2TNV70	3TNV70	3TNV76
L	415	504	524
W	427	427	427
H	521	549	572

Model	3TNV82A(-B)	3TNV84T-B	3TNV88-B	4TNV84T-B	4TNV84T-Z	4TNV88-B
L	528.5	615.7	564.5	655	675	655
W	498.5	517.5	517.5	517.5	517.5	517.5
H	561	652	622	685	685	622

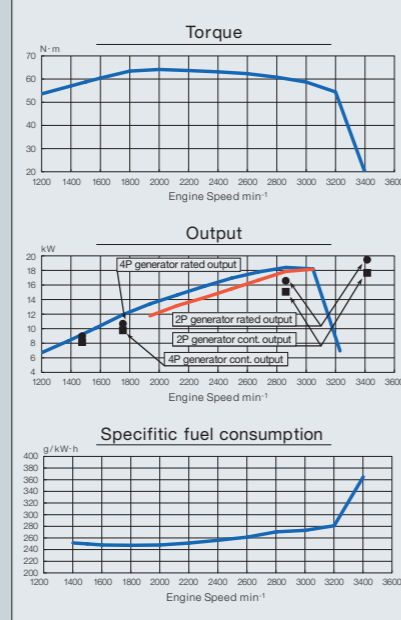
Model	4TNV94L(-B)	4TNV98-Z	4TNV98T-Z
L	719	719	719
W	496	496	574
H	717	717	784

Performance Curves

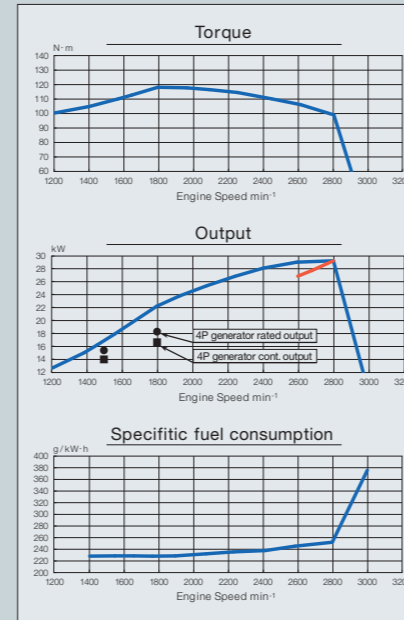
2TNV70



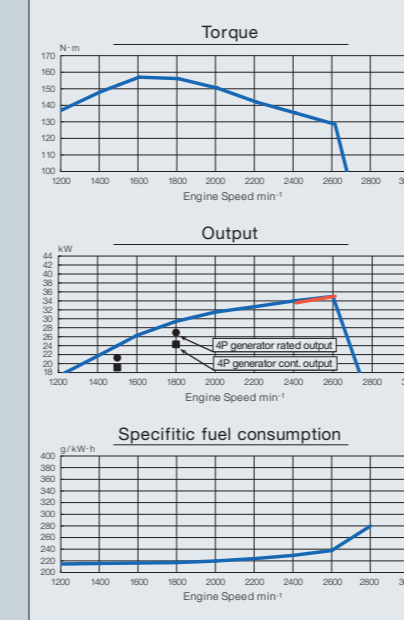
3TNV76



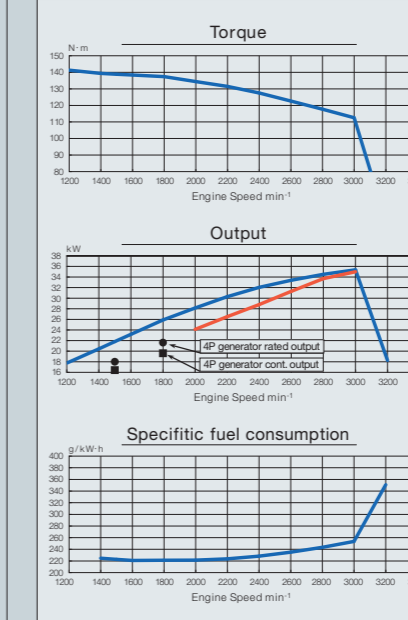
3TNV84T-B



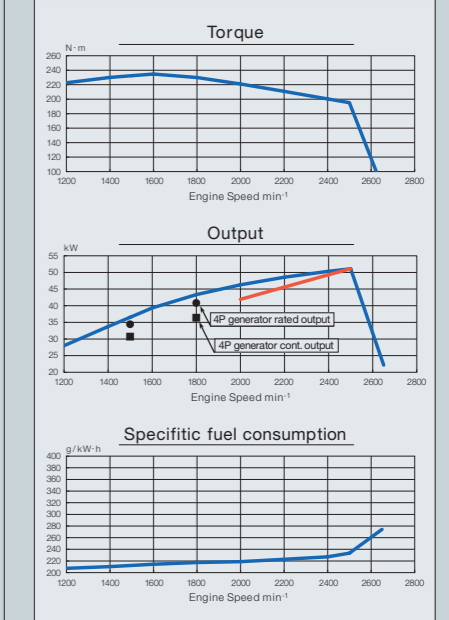
4TNV84T-B



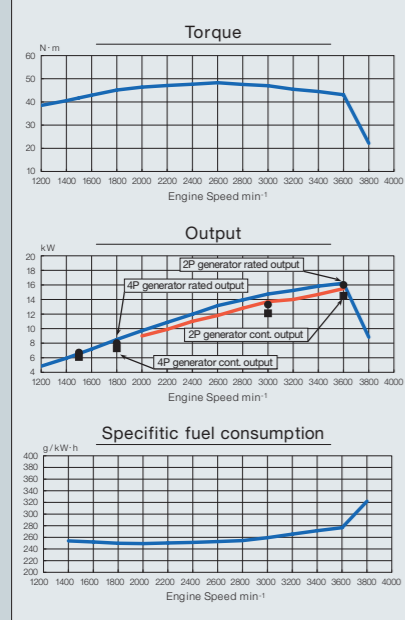
4TNV88-B



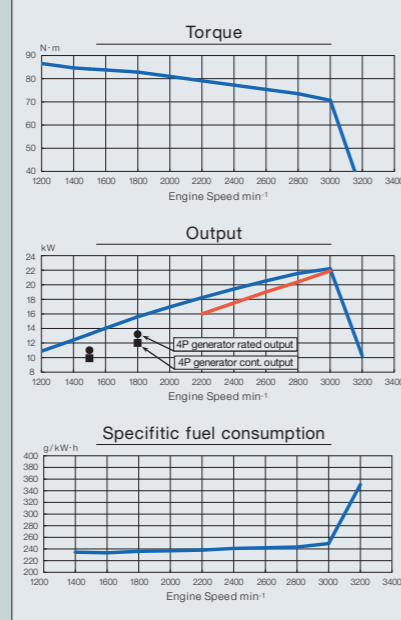
4TNV98-Z



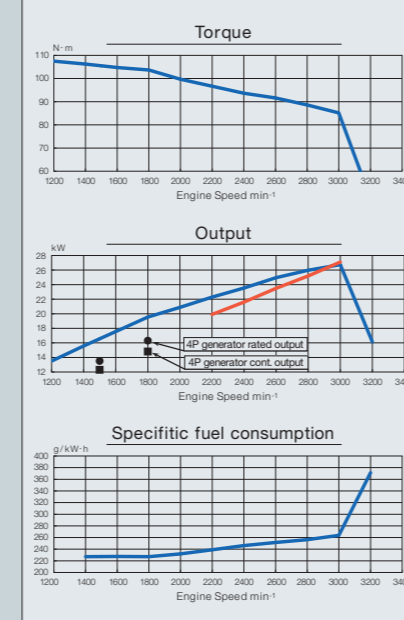
3TNV70



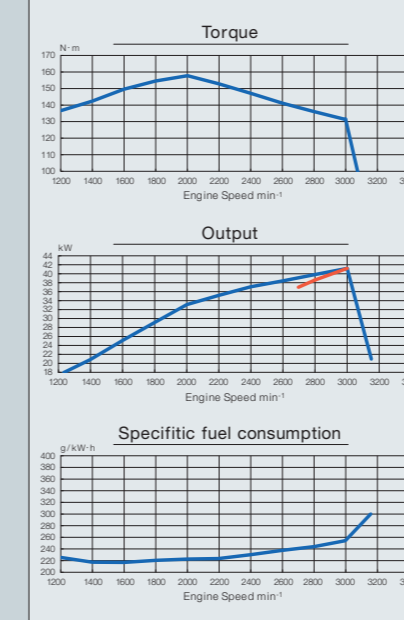
3TNV82A(-B)



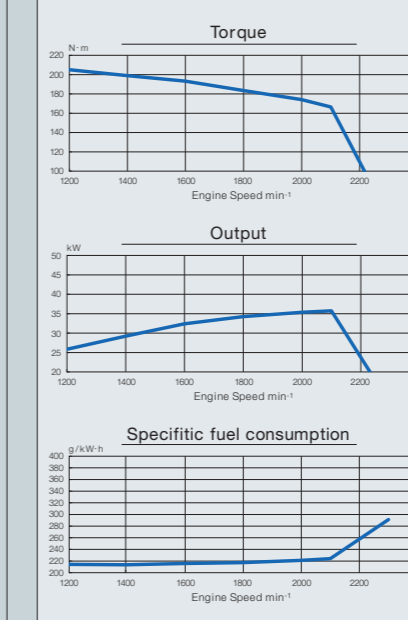
3TNV88-B



4TNV84T-Z



4TNV94L(-B)



4TNV98T-Z

